

ZÁMKOVÁ BETONOVÁ
DLAŽBA – ŠEDÁ KOST

TERASY DŘEVĚNÉ

PLOCHY ZE ŠTÍPANÉHO
KAMENE

GABIONOVÉ OPĚRNÉ ZDI

ZATRAVNŮVACÍ BETONOVÉ
BLOKY




ZATRAVNĚNÉ PLOCHY

MLATOVÉ PLOCHY





KAMENNÉ OPEVNĚNÍ

BETONOVÝ POVRCH



1:200



1:500



1:1000



ASFALTOVÝ POVRCH

KAUČUKOVÝ POVRCH

